

SKF Reversible Jaw Puller TMMR F series



Versatile and robust pullers for
internal and external pulling jobs





External pull



Internal pull



Hexagonal head on beam enables rotation of puller and bearing during dismounting, improving ease of use.



Unlike many similar pullers, the spindle tip cone rotates. This helps reduce the risk of shaft damage, enhances stability and helps reduce the applied torque to reach the required pulling force.

Versatile and robust pullers for internal and external pulling jobs

SKF Reversible Jaw Puller TMMR F series

The multi-purpose SKF Reversible Jaw Pullers are suitable for internal and external pulling of bearings and other components, such as gears and pulleys. The standard range of eight pullers can accommodate a wide range of bearing and component sizes. Adding extra versatility to the TMMR..F puller programme, the four largest sizes are also available with extra long arms as a standard option (TMMRXL). The extra long arms help to dismount bearings and components placed far from the shaft end. For more versatility, the extra long arms can be further extended by adding extension pieces.

- An essential and versatile tool for every workshop allows for external and internal pulling applications.
- Self-locking arms for easy adjustment of width of grip.
- Hexagonal head on beam enables rotation of puller and bearing during dismounting, improving ease of use.
- Wide gripping range from 23 mm (0.9 in.) internal to 350 mm (13.8 in.) external, enables many bearings and components to be dismounted.
- Unlike many similar pullers, the pullers can be used up to their full rated load capacity without permanently deforming the puller arms.
- Arms and beam are chrome plated for enhanced corrosion resistance and easy cleaning.
- The extra long arm extension pieces, designed to be easy to fit and remove, can be used to further increase the effective arm length. Using extension pieces does not compromise the overall puller strength.
- The SKF Reversible Jaw Pullers are also available as a complete set of eight standard pullers on a workshop stand.



TMMR 8F



Hexagonal head on spindle with a flange, helps prevent the spanner from slipping during operation.



A unique retractable spring-loaded nose piece is supplied with the extra long arm pullers, which enhances the overall puller stability and safety.



Extra long arm pullers have fixing screws to aid the initial positioning of the arms. When a pulling effort is applied, a self locking feature secures the arm position on the beam.

TMMR.. F



TMMR.. XL



TMMR.. XL with 2 optional extension pieces



Accessories



Extension arm set allows the TMMR.. XL types to be further extended by 125 mm (4.9 in.).



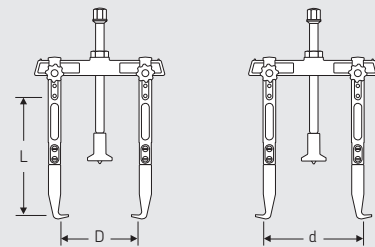
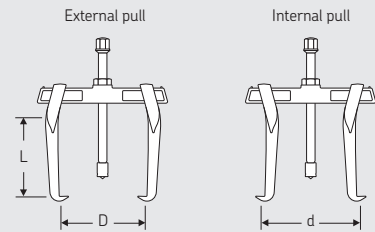
Extra long arm set allows standard TMMR.. F puller to be converted to TMMR.. XL type. Nose piece is included.

Technical data

Designation	Maximum withdrawal force		Maximum torque		Weight		Claw width		Claw length		Claw height	
	kN	ton(US)	Nm	lbf.	kg	lb	mm	in.	mm	in.	mm	in.
TMMR 40F	17	1.9	22	16.2	0,3	0.7	13	0.51	6	0.24	4	0.16
TMMR 60F	17	1.9	22	16.2	0,4	0.8	13	0.51	6	0.24	4	0.16
TMMR 80F	40	4.5	75	55.3	1,0	2.2	19	0.75	14	0.55	7	0.28
TMMR 120F	40	4.5	75	55.3	1,2	2.6	19	0.75	14	0.55	7	0.28
TMMR 160F	50	5.6	115	84.8	2,3	5.2	22	0.87	18	0.71	9	0.35
TMMR 200F	50	5.6	115	84.8	2,6	5.8	22	0.87	18	0.71	9	0.35
TMMR 250F	60	6.7	160	118.0	4,4	9.7	28	1.10	22	0.87	10	0.39
TMMR 350F	60	6.7	160	118.0	5,2	11.4	28	1.10	22	0.87	10	0.39
TMMR 160XL	50	5.6	115	84.8	3,5	7.7	25	0.98	16	0.63	8,5	0.33
TMMR 200XL	50	5.6	115	84.8	3,7	8.2	25	0.98	16	0.63	8,5	0.33
TMMR 250XL	60	6.7	160	118.0	4,7	10.4	25	0.98	16	0.63	8,5	0.33
TMMR 350XL	60	6.7	160	118.0	5,2	11.5	25	0.98	16	0.63	8,5	0.33

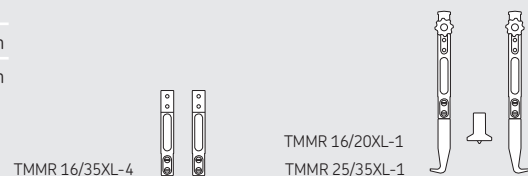
Dimensions

Designation	Width of grip External pull (D)		Width of grip Internal pull (d)		Effective arm length (L)	
	mm	in.	mm	in.	mm	in.
TMMR 40F	23-48	0.9-1.9	59-67	2.3-2.6	67	2.6
TMMR 60F	23-68	0.9-2.7	62-87	2.4-3.4	82	3.2
TMMR 80F	41-83	1.6-3.3	95-97	3.7-3.8	98	3.9
TMMR 120F	41-124	1.6-4.9	95-139	3.7-5.5	124	4.9
TMMR 160F	68-164	2.7-6.5	114-163	4.5-6.4	143	5.6
TMMR 200F	65-204	2.6-8.0	114-204	4.5-8.0	169	6.7
TMMR 250F	74-254	2.9-10.0	132-254	5.2-10.0	183	7.2
TMMR 350F	74-354	2.9-13.9	135-354	5.3-13.9	238	9.4
TMMR 160XL	42-140	1.7-5.5	121-188	4.8-7.4	221	8.7
TMMR 200XL	42-180	1.7-7.1	121-228	4.8-9.0	221	8.7
TMMR 250XL	44-236	1.7-9.3	123-284	4.8-11.2	221	8.7
TMMR 350XL	44-336	1.7-13.2	123-384	4.8-15.1	221	8.7



Accessories

Designation	Description
TMMR 16/35XL-4	Extension arms set for the TMMR.. XL
TMMR 16/20XL-1	Extra long arm set to convert TMMR 160F and TMMR 200F to XL version
TMMR 25/35XL-1	Extra long arm set to convert TMMR 250F and TMMR 350F to XL version



© SKF is a registered trademark of the SKF Group.

© SKF Group 2012

The contents of this publication are the copyright of the publisher and may not be reproduced (even extracts) unless prior written permission is granted. Every care has been taken to ensure the accuracy of the information contained in this publication but no liability can be accepted for any loss or damage whether direct, indirect or consequential arising out of the use of the information contained herein.

PUB MP/P8 12982 EN · June 2012

