



Hydraulic Puller kit TMHC 110E

Powerful combination of a jaw and strong back puller

The SKF TMHC 110E is a hydraulic puller kit, which combines a jaw puller and a strong back puller with up to 100 kN (11.2 ton US) pulling power.

The versatile puller kit facilitates safe and easy dismantling in a variety of applications.

- Unique combination of a hydraulic jaw and a strong back puller for use in various applications
- High load rating of 100 kN (11.2 ton US) make the TMHC 110E suitable for use in many applications
- Hydraulic spindle facilitates easy and quick dismantling, effortless generation of force
- The jaw puller includes 2 different arm sizes for maximum reach of 120 mm (4.7 in)
- The jaw puller can be assembled as a three-arm or two-arm puller depending on the space and demands of the application
- The firm grip of the strong back puller behind the bearing's inner ring reduces the force required to dismount the bearing
- The special separator design of the strong back puller allows the puller to be used even in the tightest spaces
- The extension rods of strong back puller allow a maximum reach of 255 mm (10 in) for quick adaptation to required pulling length



Dismounting

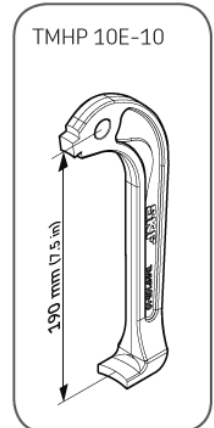
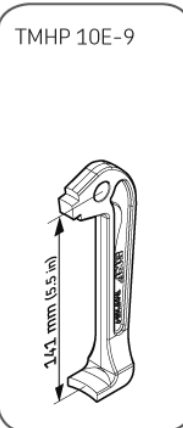
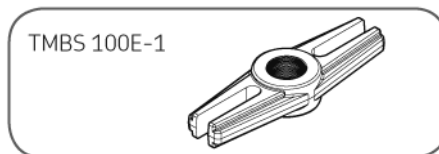
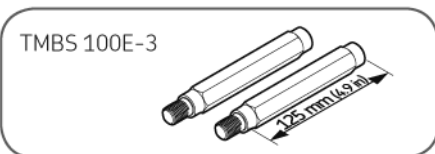
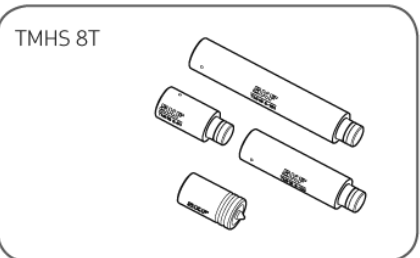
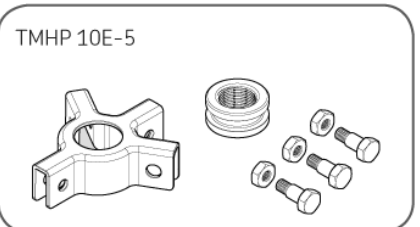
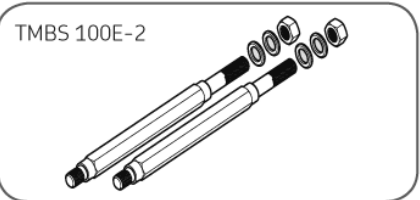
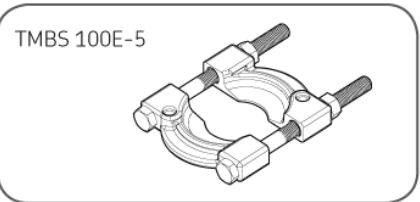
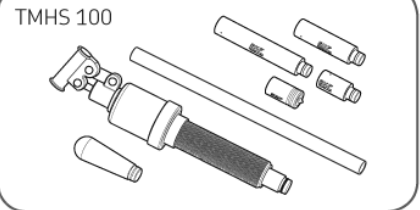


Technical data

Designation	TMHC 110E
Description	Advanced hydraulic puller kit
Overall data:	
Contents	1 x arm-assembly stand 3 x arms, 70 mm (2.7 in) 3 x arms, 120 mm (4.7 in) 1 x separator set 1 x beam 2 x main rods 2 x extension rods, 125 mm (4.9 in) 1 x hydraulic spindle TMHS 100 2 x extension pieces for hydraulic spindle; 50, 100 mm (2.0, 3.9 in) 1 x nosepiece with centre point for hydraulic spindle 80 mm (3.1 in) 100 kN (11.2 US ton force) 13,5 kg (29.8 lb) Minimum 5000 cycles up to 100 kN (11.2 US ton force) UN 1½" x 16 tpi 105 kN (11.8 US ton force) 580 x 410 x 70 mm (23 x 16 x 2.8 in)
Maximum stroke	
Nominal working force	
Weight	
Cycle life hydraulic cylinder	
Threading hydraulic cylinder	
Safety valve setting hydraulic cylinder	
Carrying case dimensions	
Jaw puller:	
Effective arms length, arms set 1 (TMHP 10E-9)	70 mm (2.7 in)
Width of grip, arms set 1	50-110 mm (2-4.3 in)
Claw dimensions	a = 5 mm (0.2 in) b = 15 mm (0.6 in) c = 25 mm (1 in)
Effective arms length, arms set 2 (TMHP 10E-10)	120 mm (4.7 in)
Width of grip, arms set 2	75-170 mm (3.0-6.7 in)
Claw dimensions	a = 6 mm (0.2 in) b = 15 mm (0.6 in) c = 25 mm (1 in)
Strong back puller:	
Maximum reach	255 mm (10 in)
Shaft diameter range	20 - 100 mm (0.8 - 4 in)

Part identification

Designation	Description
TMHP 10E-5	Arm-assembly stand, centre, bolts and nuts
TMHP 10E-9	70 mm (2.7 in) arm
TMHP 10E-10	120 mm (4.7 in) arm
TMBS 100E-1	Beam
TMBS 100E-2	Main rods, washers and nuts
TMBS 100E-3	2 x Extension rods 125 mm (4.9 in)
TMBS 100E-5	Separator set, bolts and nuts (100 mm / 4 in)
TMHS 100	Advanced hydraulic spindle, 100 kN
TMHS 8T	Set of extension pieces for the hydraulic spindle and a nose piece



© SKF is a registered trademark of the SKF Group
 © SKF Group 2009

The contents of this publication are the copyright of the publisher and may not be reproduced (even extracts) unless prior written permission is granted. Every care has been taken to ensure the accuracy of the information contained in this publication but no liability can be accepted for any loss or damage whether direct, indirect or consequential arising out of the use of the information contained herein.

MP/PDS TMHC110E EN • October 2009

www.mapro.skf.com • skf.com/mount • skf.com/lubrication

