

# Tri-section pulling plate, TMMS Series

## Efficient and correct dismounting

The tri-section pulling plates, TMMS series, are especially designed for use in combination with three-armed pullers. The plates grip behind the inner ring of the bearing. This prevents the pulling forces from being transmitted through the outer ring and the rolling elements, minimising the risk of bearing damage.

The TMMS series consists of 5 different sizes of tri-section pulling plates suitable for shafts with maximum diameter ranging from 50 to 380 mm (2 to 15 in).



- The unique design of the TMMS series allows the application of force on most efficient point; the inner ring, and thereby requiring less force for dismounting than when pulling on the outer ring
- The firm grip behind the bearing's inner ring ensures that the pulling forces are only transmitted through the inner ring and not through the outer ring or the rolling elements, preventing bearing damage
- The tri-section construction allows even force distribution, preventing bearing locking and/or tilting on the shaft, especially in the case of SRB and CARB®, during dismounting
- Suitable for use in combination with any three-armed puller
- Special wig shape allows the plates to be easily inserted between bearing and the shoulder on the shaft
- Available in a wide range, covering most common shaft sizes



Dismounting



# Puller selection

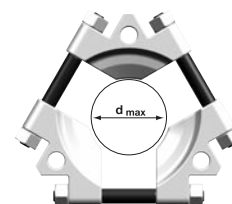
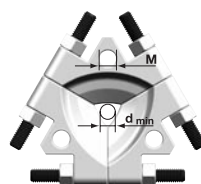
The table below shows which SKF pullers can be used in combination with the TMMS

Puller selection					
	TMMS 50	TMMS 100	TMMS 160	TMMS 260	TMMS 380
TMMP 3x185	x	o	-	-	-
TMMP 3x230	x	o	-	-	-
TMMP 3x300	o	x	o	-	-
TMMP 6	x	-	-	-	-
TMMP 10	-	x	-	-	-
TMMP 15	-	x	x	-	-
TMHP 8	x	x	o	-	-
TMMA 3	x	-	-	-	-
TMMA 5	x	o	-	-	-
TMMA 8	o	x	x	-	-
TMHP 15	-	-	o	o	-
TMHP 30	-	-	-	x	o
TMHP 30	-	-	-	o	x

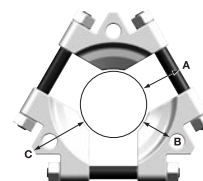
x = Recommended      o = Possible      - = Not possible

## Technical data

Designation	Width of grip		M
	d min	d max	
	mm / in	mm / in	mm
TMMS 50	12 / 0.5	50 / 2.0	-
TMMS 100	26 / 1.0	100 / 3.9	M16 x2
TMMS 160	50 / 2.0	160 / 6.3	M16 x2
TMMS 260	90 / 3.6	260 / 10.2	M22 x2.5
TMMS 380	140 / 5.5	380 / 15.0	M22 x2.5



Designation	A	B	C	Maximum Withdrawal Force (F Max)	Weight
	mm / in	mm / in	mm / in		
TMMS 50	20 / 0.8	-	32 / 1.3	80 / 8	0,5 / 1.1
TMMS 100	36 / 1.4	34 / 1.4	60 / 2.4	200 / 20	2,6 / 5.7
TMMS 160	45 / 1.8	52 / 2.1	82 / 3.35	300 / 30	5,9 / 13
TMMS 260	70 / 2.8	81 / 3.2	110 / 4.3	450 / 45	18,4 / 41
TMMS 380	81 / 3.2	97 / 3.8	138 / 5.4	600 / 60	50,3 1 / 10



© SKF is a registered trademark of the SKF Group  
© SKF Group 2009

The contents of this publication are the copyright of the publisher and may not be reproduced (even extracts) unless prior written permission is granted. Every care has been taken to ensure the accuracy of the information contained in this publication but no liability can be accepted for any loss or damage whether direct, indirect or consequential arising out of the use of the information contained herein.

